



MANUAL



INTRO


To begin with, thank you for purchasing Cut-it. We have put all our heart and skills into making this tool. We hope it will give you complete satisfaction.

Cut-it is a software designed for sound editors who want to quickly detect and spot video cuts in their DAW. It is very helpful for editing the audio according to the cuts in a film.


The automatic cut identification is straightforward and fast. Drag and drop a video or EDL file and Cut-it will generate markers as well as a cut track containing an empty audio clip for each detected shot.

In one click, you can export an AAF file, containing the cut track and/or the markers, which can then be imported into most DAWs (Pro Tools, Logic Pro, Nuendo...). Super easy!

MINIMUM SYSTEM REQUIREMENTS

 macOS 10.13 and later (Intel / Apple Silicon) (64-bit)

 Windows 7 and later (64-bit)

 iLok 2 or higher

HAL

HAL is a Poly Son Post Production brand. Based in Paris (France), we work closely with sound engineers, sound editors, re-recording mixers and developers.

Our team has been supporting directors and artists since 2006 in designing and implementing the sound of their artistic creations. From international blockbusters to indie movies, podcasts, installation art and more, our work can be heard on hundreds of projects.

HAL seeks to develop innovative tools that are created by and destined for post-production professionals, focusing on audio quality and simplicity of use.

If you have any questions, feel free to email us at support@hal-audio.com

HOW TO INSTALL

1 — Run the installer

The Cut-it installer can be downloaded from the product page: www.hal-audio.com/cut-it

After downloading and opening the Cut-it installer, please follow the on-screen instructions.

2 — iLok registration

Cut-it is licensed using the iLok system and you need to have an iLok account in order to use it. Note that setting up an iLok account is free, and you will find all necessary information on how to do it on www.ilok.com

After your purchase, you automatically receive an order confirmation from us containing an iLok serial (i.e. 1234-1234-1234-1234-1234-1234-12). To activate this license, open the iLok License Manager app. You can download it for free on www.ilok.com

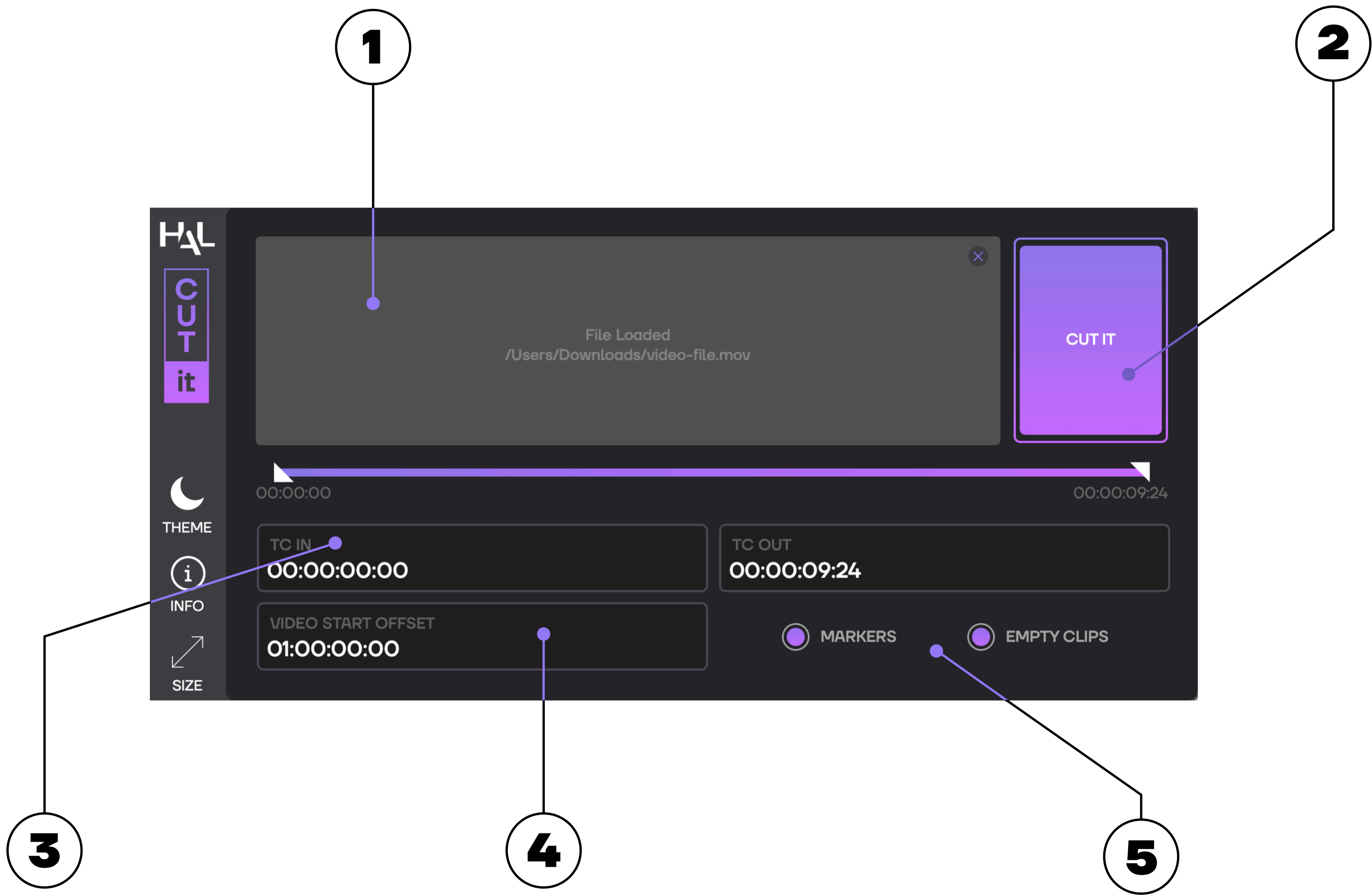
Either select the menu Licenses → Redeem Activation Code, or click on the small « Redeem Activation Code » icon on the upper right of the application.

You should then copy and paste the entire code you received from us into the entry form. Select your iLok USB dongle, iLok Cloud or your computer as the activation location to immediately activate the license and confirm the location. If you have authorized Cut-it on an iLok dongle, the dongle containing the correct and activated license must be plugged into your host computer.

3 — Quick start

Cut-it is a standalone software. It is able to detect video cuts in a video file and then export an AAF file that you can import in major DAWs like Pro Tools or Logic Pro.

HOW TO USE



HAL

CUT it

File Loaded
/Users/Downloads/video-file.mov

CUT IT

00:00:00 00:00:09:24

TC IN 00:00:00:00

TC OUT 00:00:09:24

VIDEO START OFFSET 01:00:00:00

MARKERS EMPTY CLIPS

THEME

INFO

SIZE

1 Import a video file

Drag and drop a video file in the « DRAG YOUR VIDEO OR EDL FILE HERE » area, or load it from your file browser by clicking on the « BROWSE FILES » label.

Cut-it supports the following video codecs:

- . Apple ProRes 422 (including HQ, LT and Proxy)
- . DNxHD
- . H264
- . H265
- . DV25
- . DV50

2 Cut-it

Clic on the « CUT-IT » button to export an AAF file containing a cut track and/or Pro Tools markers.

3 TC in / TC out

Analyse a portion of the video file by entering TC IN and TC OUT datas.

By default, the whole video file is analyzed.

4 Video start offset

It lets you set the timecode at where you video file is in your DAW (Digital Audio Workstation).

5 Makers / Empty clips

Choose whether you want to export Pro Tools markers and/or a cut track containing empty audio clips cut at each shot change.

CREDITS

Conception

Cyril Holtz
Antoine Martin
Lucien Richardson

Engineering

Noise Makers



François Salmon
Charles Verron
Vincent Zanetto

Graphical Design

Anthony Dias
Bruno Cabasso

User Manual

Samya Moineaud